



















# WEEKLY INVESTMENT STRATEGY REPORT ON 6<sup>th</sup> MAY, 2024

**THE RETURN OF MONEY INTO THE VN30 GROUP IS EXPECTED TO HELP  
THE MARKET OVERCOME THE RESISTANCE LEVEL AT 1,230 POINTS**



## EXECUTIVE SUMMARY OF THE WEEKLY INVESTMENT STRATEGY REPORT ON 6<sup>TH</sup> MAY, 2024

-  In the May policy meeting, the Fed decided to keep interest rates unchanged in the range of 5.25% - 5.5% - the highest level in 23 years and has been maintained since July 2023. However, the Fed will slow down the pace of balance sheet contraction from June this year. The decision to maintain the Fed's interest rates aligns with the market's predictions. This decision was made because the Fed believes that "the progress towards the 2% inflation target has been insufficient" in recent months.
  
-  During the past week, the VN-Index recorded its second consecutive week of recovery with a 0.95% increase, ranking it among the top 4 indices with the strongest gains in the observed basket. However, investor sentiment remained cautious, with both liquidity and average trading value per session continuing to decline compared to the previous week, reaching values of 607 million shares and 15,713 billion VND, respectively. In terms of sectors, the strongest capital inflows were observed in the retail (3.88%) and information technology (3.46%) sectors.
  
-  **With signs of money flowing back into the VN30 group at the end of last week and the recent PMI index indicating positive signals for the domestic manufacturing and business environment, the market is expected to maintain its recovery trend in the week of May 6 to May 10, 2024. Investors are advised to **maintain** a stock/cash ratio of **30/70****
  -  Investors are taking profit on stocks they bought at the bottom earlier, as the current rebound is not suitable for initiating new strong buying positions but rather for short-term trading.
  
  -  In case the index faces increasing selling pressure and returns to test long-term support in the range of 1,170 to 1,175 points, investors are advised to increase their position in stocks from suitable price ranges with potential for further price increases.
  
-  Some of the noteworthy stock groups at this time include:
 

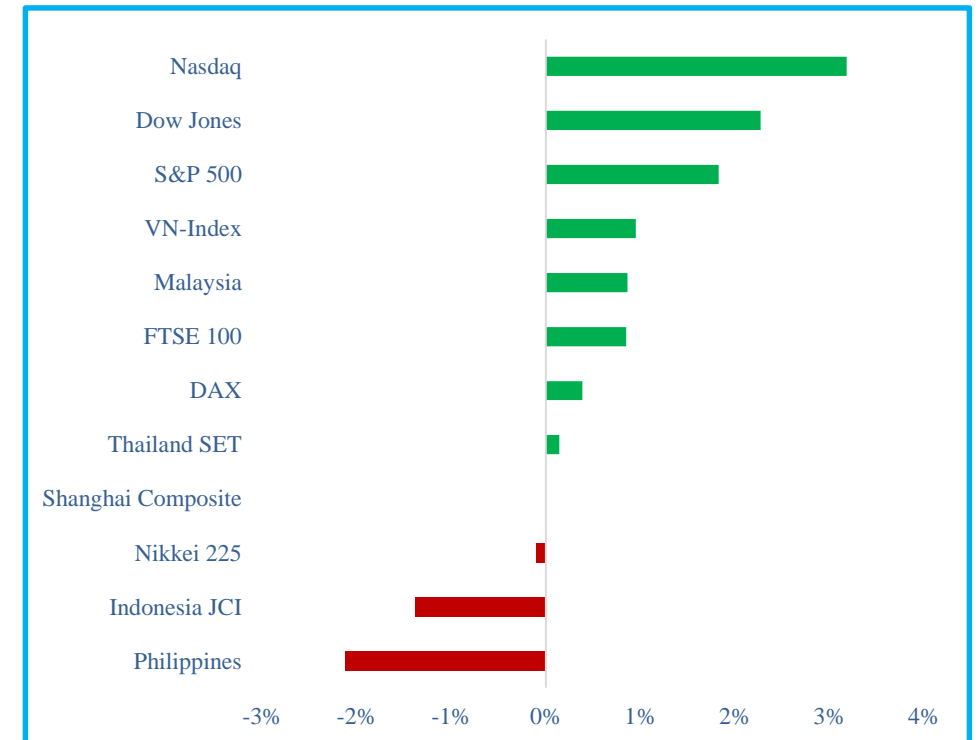
 <b>Government Infrastructure:</b> HHV, CIL, KSB	 <b>Steel:</b> HSG, HPG	 <b>Industrialized real estate:</b> IDC
 <b>Securities:</b> HCM, SHS, VIX, SSI, VND	 <b>Sea port:</b> HAH	 <b>Textile:</b> TNG, GIL
 <b>Real estate:</b> TCH, DIG, CEO	 <b>Bank:</b> ACB, CTG, VIB, TPB, VPB, VCB, STB	 <b>Energy:</b> PC1
 <b>Retail:</b> DGW, MWG, MSN	 <b>Others:</b> PNJ, GEX, DBC, HAX	 <b>Petroleum:</b> BSR

## GLOBAL STOCK MARKET OVERVIEW IN THE PREVIOUS WEEK

The global stock market mostly witnessed an uptrend during the week of May 2nd to May 3rd, following the easing of the DXY index after the May policy meeting of the Fed, with gains ranging from 0.4% to 2.8%. Notably, the Nikkei 225 index (-0.1%) moved against the general trend.

The VN-Index recorded a 0.95% increase during the past week, positioning itself among the top 4 indices with the strongest gains among the monitored indices.

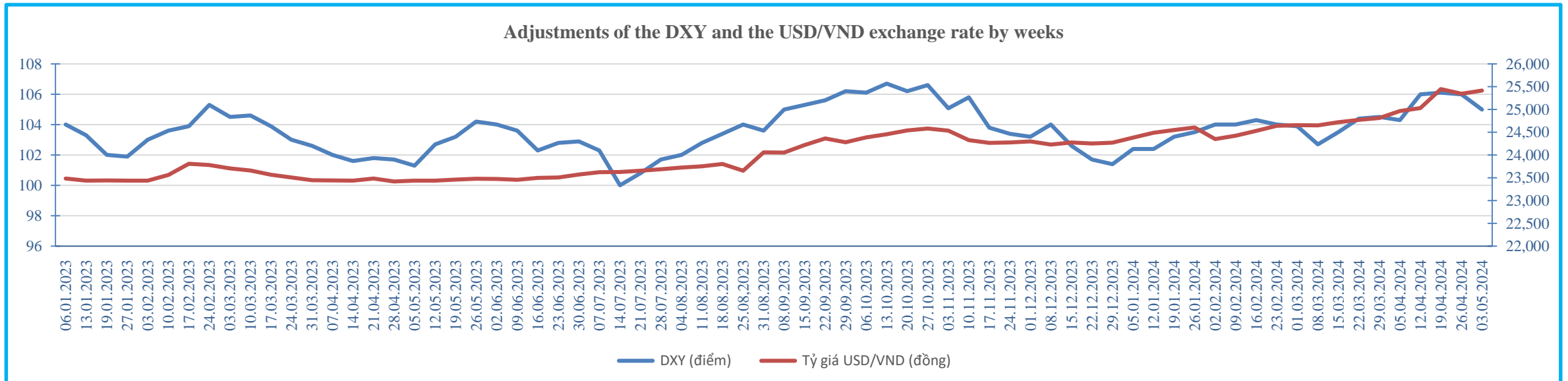
Indices	26th April, 2024	3rd May, 2024	Adjustments
VN-Index	1,209.52	1,221.03	0.95%
S&P 500	5,035.69	5,127.79	1.83%
Dow Jones	37,815.92	38,675.68	2.27%
Nasdaq	15,657.82	16,156.33	3.18%
DAX	17,932.17	18,001.60	0.39%
FTSE 100	8,144.13	8,213.49	0.85%
Nikkei 225	38,274.05	38,236.07	-0.10%
Shanghai Composite	3,104.82	3,104.82	0.00%
Thailand SET	1,367.95	1,369.92	0.14%
Malaysia	1,575.97	1,589.59	0.86%
Philippines	6,759.01	6,615.55	-2.12%
Indonesia JCI	7,234.20	7,134.72	-1.38%



## FOREIGN EXCHANGE MARKET OVERVIEW IN THE PREVIOUS WEEK

The DXY index maintained a sideways movement during the early part of the week before cooling down on May 2nd following the May policy meeting of the Fed, where Chairman Jerome Powell used a relatively "dovish" rhetoric amidst signs of rising CPI in the US over the past three months, thereby downplaying the likelihood of significant interest rate hikes by the Fed. Overall, for the week, the DXY index recorded a decrease of 0.94% compared to the previous week, closing at the 105-point mark.

In Vietnam, the USD/VND exchange rate recorded an increase of 0.28% compared to the previous week, reaching 25,415 VND. This movement in the USD/VND exchange rate was primarily driven by the resurgence of gold prices in the country, indirectly increasing the demand for transactions in USD in the short term.



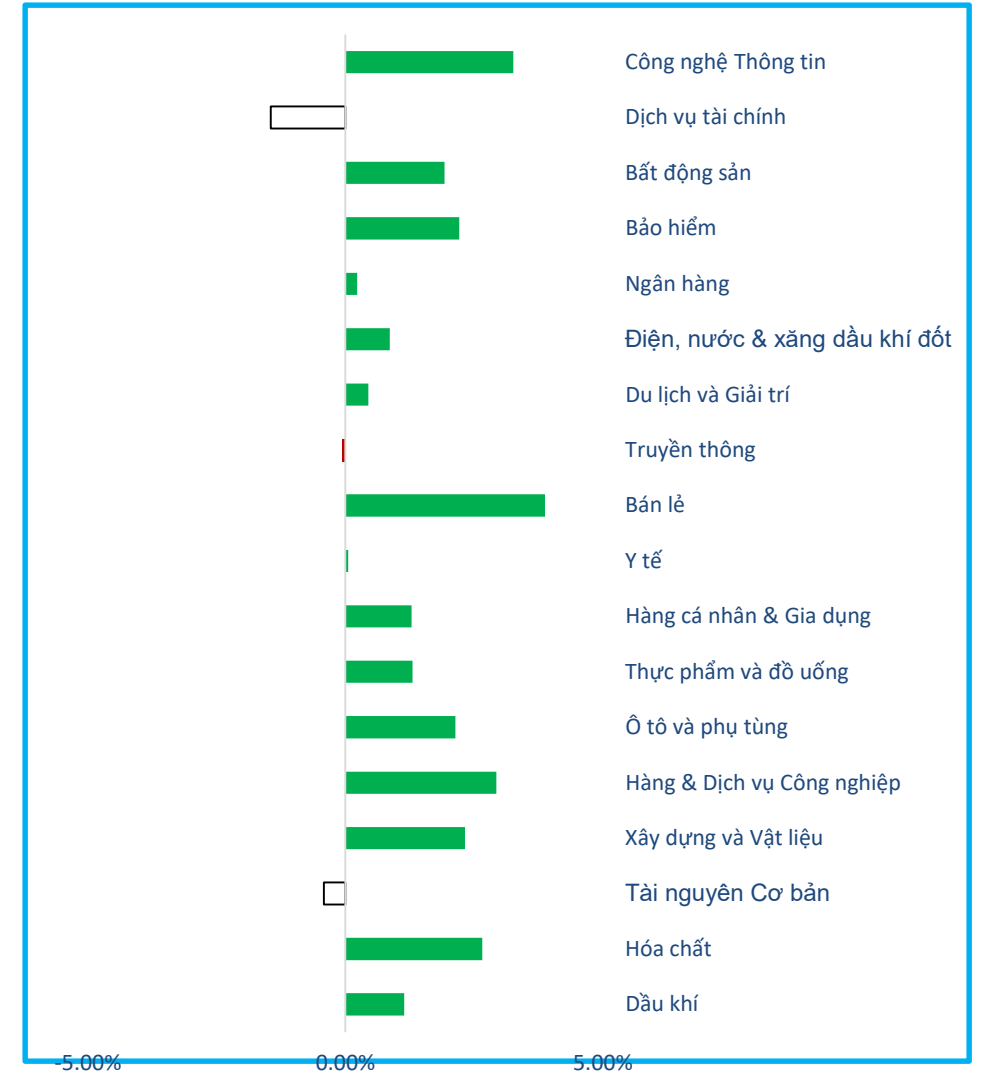
# VIETNAMESE STOCK MARKET OVERVIEW IN THE PAST WEEK

The stock market continued to experience a week of recovery but maintained low liquidity. At the end of trading on May 3rd, the VN-Index closed at 1,221.03 points, corresponding to a 0.95% increase compared to the previous week.



## SECTORS IN THE PAST WEEK

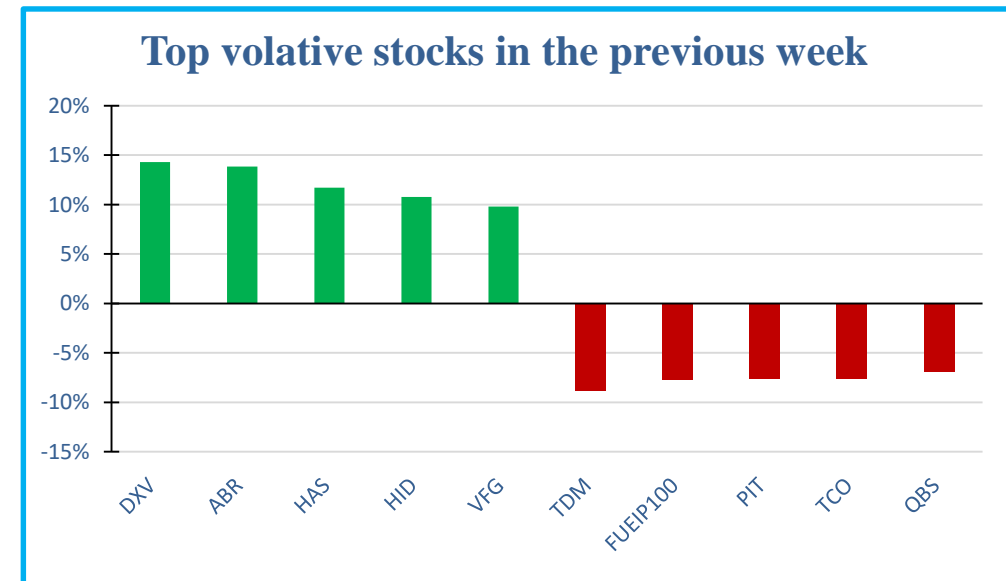
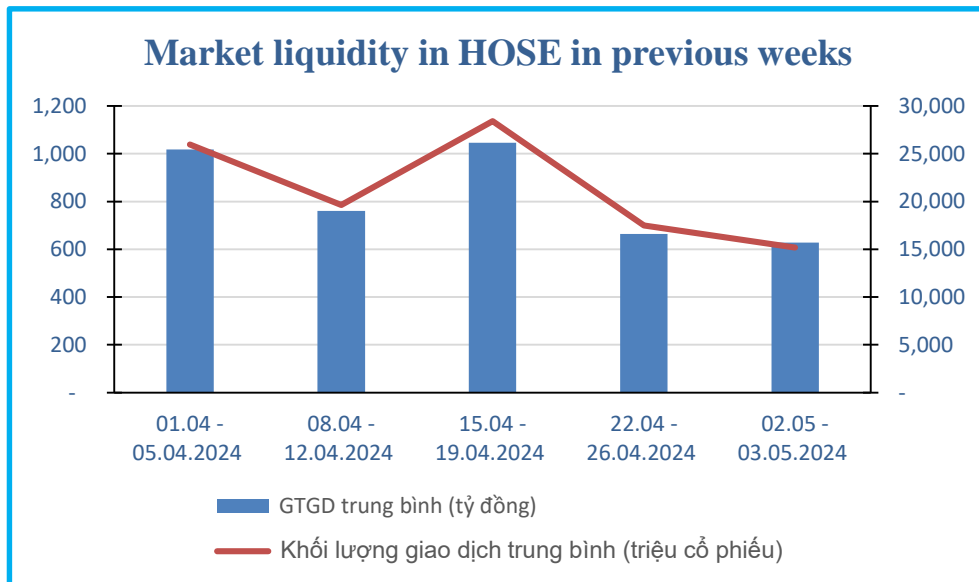
Sectors	% Price volatility	Total Value (MilVND)	Average matched value (Mil VND)	Trading Volume (1,000 shares)	Average Trading Volume (1,000 shares)
Oil and Gas	1,15%	313.770,68	114.224,72	10.351,22	3.764,19
Chemicals	2,66%	1.940.808,00	741.312,72	55.306,04	21.189,23
Basic Resources	-0,41%	1.850.925,89	628.805,71	83.249,53	28.184,95
Construction and Materials.	2,32%	1.764.530,42	604.081,72	84.704,18	28.988,76
Industrial Goods & Services	2,93%	2.664.606,76	990.874,55	79.340,14	28.202,44
Automobiles and Parts	2,14%	166.280,97	66.674,44	11.536,86	4.868,58
Food and Beverages	1,30%	3.347.502,96	1.097.042,22	100.359,14	32.603,37
Personal Care & Household	1,29%	659.406,71	234.459,41	12.244,47	4.235,65
Medical Services	0,06%	58.042,67	20.974,70	2.265,62	823,65
Retails	3,88%	3.805.696,99	1.293.305,45	63.994,04	20.900,12
Communication	-0,06%	9.849,56	3.569,98	1.071,22	386,78
Tourism and Entertainment	0,45%	609.067,02	166.376,10	17.106,65	4.825,92
Electricity, Water & Oil and Gas	0,87%	1.016.854,99	428.876,48	45.348,45	18.461,10
Bank	0,23%	9.057.744,44	2.877.872,24	416.503,38	130.742,05
Insurance	2,21%	68.907,47	28.484,53	2.287,45	924,04
Real Estate	1,93%	7.891.718,94	2.835.554,48	352.007,20	125.755,01
Financial Services.	-1,45%	5.648.588,57	1.853.410,51	228.696,56	74.912,93
Information Technology	3,26%	3.073.588,35	915.152,94	36.369,36	12.161,02



Source: Fiinpro, Vietinbank Securities

# MARKET LIQUIDITY AND TOP VOLATIVE STOCKS IN THE PREVIOUS WEEK

- The statistics from Vietstock indicate that the average trading value per session in the past week reached 15,713 billion VND, a decrease of approximately 5.3% compared to the previous week. Similarly, the average trading volume of stocks also decreased by 13% to 607 million shares.
- In the past week, the top 3 stocks with the highest increase were DXV (14.31%), ABR (13.85%), and HAS (11.71%). On the other hand, the top 3 stocks with the highest decrease were TDM (-8.87%), FUEIP100 (-7.70%), and PIT (-7.69%).



Source: Vietstock, Vietinbank Securities

# MACRO-ECONOMIC OVERVIEW IN THE PAST WEEK

INFORMATION	EFFECT	ASSESSMENT
<p>In the May policy meeting, the Fed decided to maintain the interest rate at the range of 5.25% to 5.5%, the highest level in 23 years, which has been held steady since July 2023. However, the Fed will reduce the pace of balance sheet reduction starting from June this year.</p>	<p>Neutral</p>	<p>The Fed's decision to keep the interest rate unchanged aligns with the market's predictions. This decision was made because the Fed believes that "the process of reducing inflation to the 2% target has been lacking progress" in recent months.</p>
<p>In its latest report released on May 2nd, the Organisation for Economic Co-operation and Development (OECD) has raised its global economic growth forecast for this year, maintaining a growth rate of 3.1% similar to last year and accelerating to 3.2% next year, thanks to the strong recovery of the US economy, while the Eurozone lags behind.</p>	<p>Positive</p>	<p>The OECD report shows a greater optimism about the global economy, despite modest growth and ongoing geopolitical risks. However, the report notes that the recovery momentum is uneven across regions, with inflation and interest rates declining at different paces and varying needs for reducing budget deficits and debts.</p>
<p>The Ministry of Justice has announced the dossier for the appraisal of the draft Resolution of the National Assembly allowing the Law on Housing 2023 and the Law on Real Estate Business 2023 to take effect from July 1, 2024, six months earlier than the time approved by the National Assembly.</p>	<p>Positive</p>	<p>The amendment of the laws is expected to bring about positive signals for the real estate market and sustain the trend of sustainable recovery. The new regulations could help filter out investors with strong financial resources, experience in project development, and capabilities while protecting the rights of homebuyers.</p>
<p>The Manufacturing Purchasing Managers' Index (PMI) for Vietnam, as reported by S&amp;P Global, rebounded above the 50-point threshold in April, reaching 50.3 compared to 49.9 in March.</p>	<p>Positive</p>	<p>The slight improvement in the manufacturing sector indicates a modest recovery in its health. This marks the third improvement in the past four months, with new orders increasing as market demand has improved. Additionally, the successful impact of reducing selling prices has attracted additional new customers.</p>



## EVENTS FOR THE NEXT WEEK

NO.	Stock symbol	Exchange	Ex- Date	Record Date	Effective Date	Event Details
1	PSC	HNX	6/5/2024	7/5/2024	28/05/2024	Dividend payment for 2023 in cash, 700 VND per share
2	QST	HNX	6/5/2024	7/5/2024	17/05/2024	Dividend payment for 2023 in cash, 2000 VND per share
3	DTV	UPCoM	6/5/2024	7/5/2024	20/05/2024	Dividend 2 <sup>nd</sup> payment for 2023 in cash, 1500 VND per share
4	BGW	UPCoM	6/5/2024	7/5/2024	11/6/2024	Dividend payment for 2023 in cash, 548 VND per share
5	BNW	UPCoM	7/5/2024	8/5/2024	5/6/2024	Dividend 2 <sup>nd</sup> payment for 2023 in cash, 280 VND per share
6	VSM	HNX	7/5/2024	8/5/2024	31/05/2024	Dividend payment for 2023 in cash, 1200 VND per share
7	VDB	UPCoM	7/5/2024	8/5/2024	24/05/2024	Dividend payment for 2023 in cash, 5336 VND per share
8	UEM	UPCoM	7/5/2024	8/5/2024	22/05/2024	Dividend payment for 2023 in cash, 1000 VND per share
9	HTG	HOSE	8/5/2024	9/5/2024	7/6/2024	Dividend payment for 2023 in cash, 1000 VND per share
10	TJC	HNX	8/5/2024	9/5/2024	15/05/2024	Dividend payment for 2023 in cash, 900 VND per share

## DISCLAIMER STATEMENT

- The content of this report is provided by Vietinbank Securities (Vietinbank Securities Joint Stock Company) and is for reference purposes only. While all information is collected from reliable sources and publications, Vietinbank Securities cannot guarantee absolute accuracy of the information or any issues related to the use of this report.
- The opinions expressed and forecasts are the author's view at the time of publication. The report is for informational purposes and not intended as an invitation to buy, sell, or hold any shares. This report is the property of Vietinbank Securities Joint Stock Company.
- Nobody is allowed to copy, reproduce, distribute, or publish this report for any personal or commercial purposes without the consent of Vietinbank Securities.

*Please provide source when quoting information from this report!*